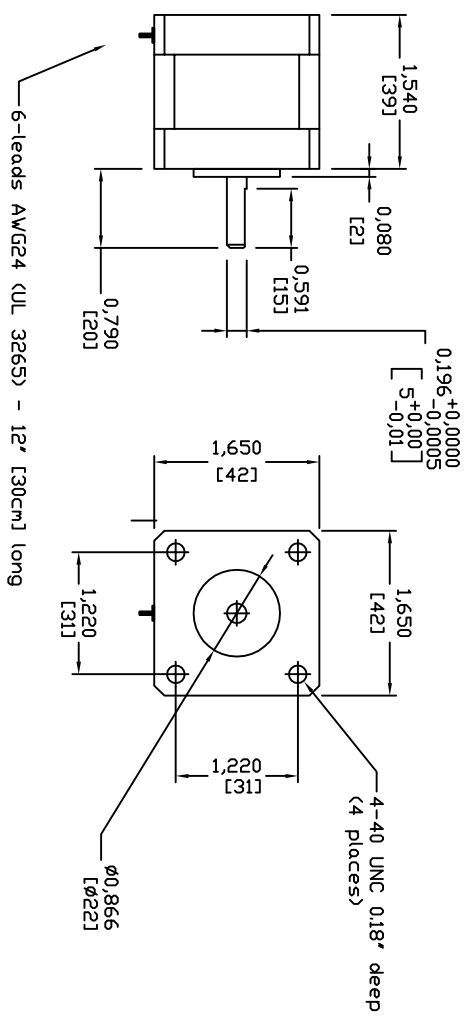


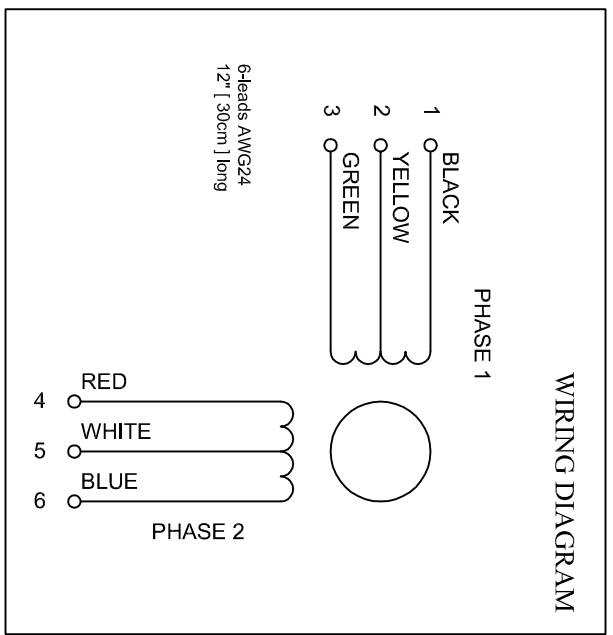
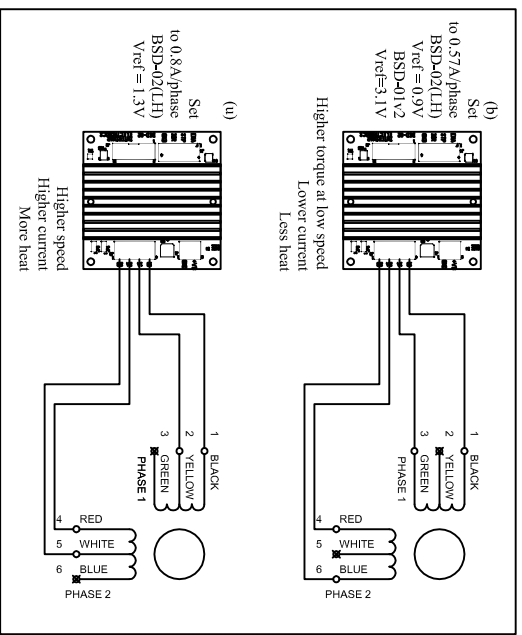
SPECIFICATIONS		(b)-unipolar connection (b)-bipolar series connection
Step Angle	deg	1.8
Voltage	V DC	6.0 (u), 8.6(b)
Current / phase	A / phase	0.8 (u), 0.57 (b)
Resistance / phase	ohm / phase	7.5 (u), 15 (b)
Inductance / phase	mH / phase	6.7 (u), 26.8 (b)
Holding Torque	oz-in	36 (u), 46 (b)
	N-cm	26 (u), 33 (b)
Detent Torque	oz-in	N/A
	N-cm	N/A
Rotor Inertia	oz-in <sup>2</sup>	0.3
	g-cm <sup>2</sup>	5.4
Weight	Ibs	0.6
	kg	0.3



DIMENSIONS UNIT = INCH [mm]

**RECOMMENDED DRIVER:** BSD-01v2 (bipolar only), BSD-01P, BSD-13G, BSD-02, BSD-02LH  
 SETUP for BSD-02 or BSD-02LH: Vref=0.9V (0.57A/phase) for (b) or 1.3V (0.8A/phase) for (u)  
 SETUP for BSD-01v2: Vref=3.1V (0.57A/phase) for (b) ONLY  
 - Available step modes: Full-, Half-, Quarter- and Eighth- (or Sixteenth-for BSD-02LH)  
**RECOMMENDED POWER SUPPLY:** 24Vdc, min 1.2A for (b) or 24Vdc, min 1.6A for (u)

We have used our best effort in preparing this document. We make no representations or warranties with respect to the accuracy or completeness of the contents of this document and specifically disclaim any implied warranties of fitness for a particular purpose. We shall not be liable for any loss of profit or any other commercial damages.			
REV	1	REV NOTE	DATE



**InterInar ELECTRONICS**

http://www.interinar.com  
 support@interinar.com

DWG M.W. SCALE not to scale

CAT 73

TITLE **2-PHASE STEP MOTOR**

DWG# **PK244-02AA**

FILE NAME **PK244-02AA.dwg**

SHEET 1 OF 1

DATE 06-01-2010